

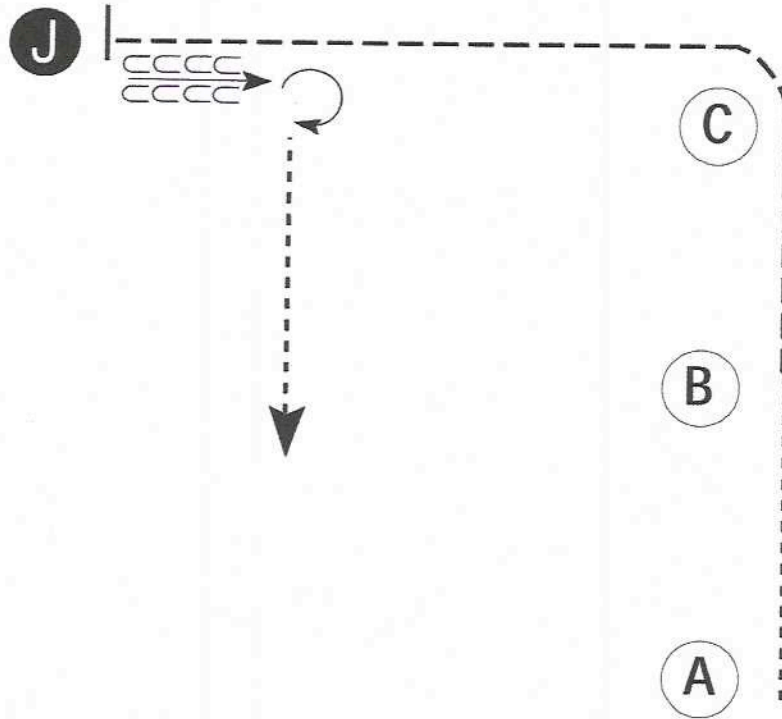
FTR Show #1 (Double Judge)

Showmanship Class 6 & 8 (19 & Over and 14-18)

Show Date: 06-01-2025

www.HorseShowPatterns.com

www.HorseShowPatterns.com



Be ready at A.

1. Walk to B.
2. Trot to and around C to judge.
3. Stop and set up for inspection.
4. When dismissed back approximately one horse length.
5. Perform a 270 degree turn and walk straight away.

Follow the instructions of your ring steward.

Walk	-----
Trot	- - - - -
Back	← - - - - ← - - - -
Marker	⊙ B
Judge	● J

[S/1-39]

Pattern Provided by:
Franklin Trail Riders

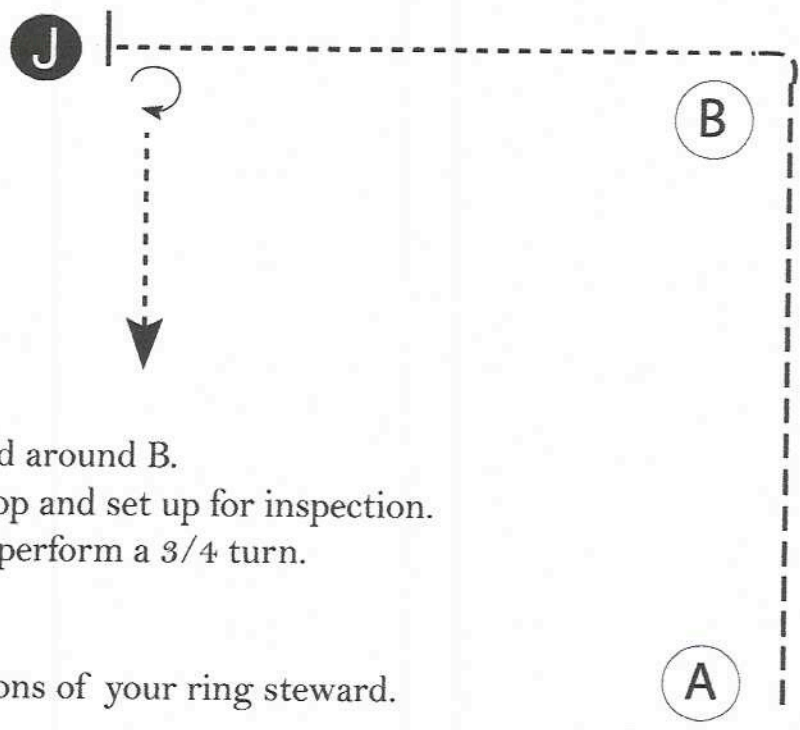
FTR Show #1 (Double Judge)

Showmanship Class 7 (13 & Under)

Show Date: 06-01-2025

www.HorseShowPatterns.com

www.HorseShowPatterns.com



Be ready at A.

1. Trot from A to and around B.
2. Walk to Judge, stop and set up for inspection.
3. When dismissed, perform a 3/4 turn.
4. Exit at a walk.

Follow the instructions of your ring steward.

Walk	-----
Trot	- - - - -
Back	←
Marker	⊙ B
Judge	● J

[S/1-38]

Pattern Provided by:

Franklin Trail Riders

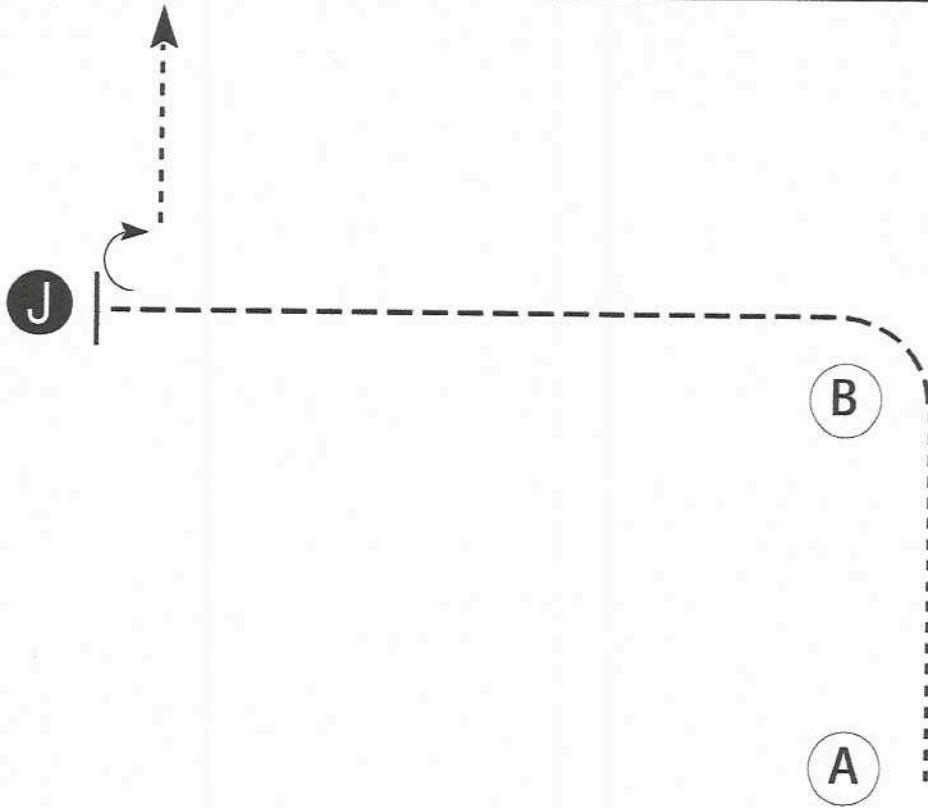
FTR Show #1 (Double Judge)

Showmanship Class 9 (10 & Under Walk Trot)

Show Date: 06-01-2025

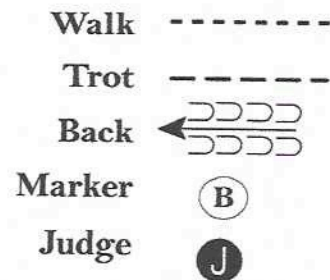
WWW.HORSESHOWPATTERNS.COM

WWW.HORSESHOWPATTERNS.COM



Be ready at A.

1. Walk from A to B.
2. At B, trot to judge.
3. Stop and set up for inspection.
4. When dismissed, turn 90 degrees and walk away from judge.
5. Follow the instructions of your ring steward.



[S/WT-11]

Pattern Provided by:
Franklin Trail Riders

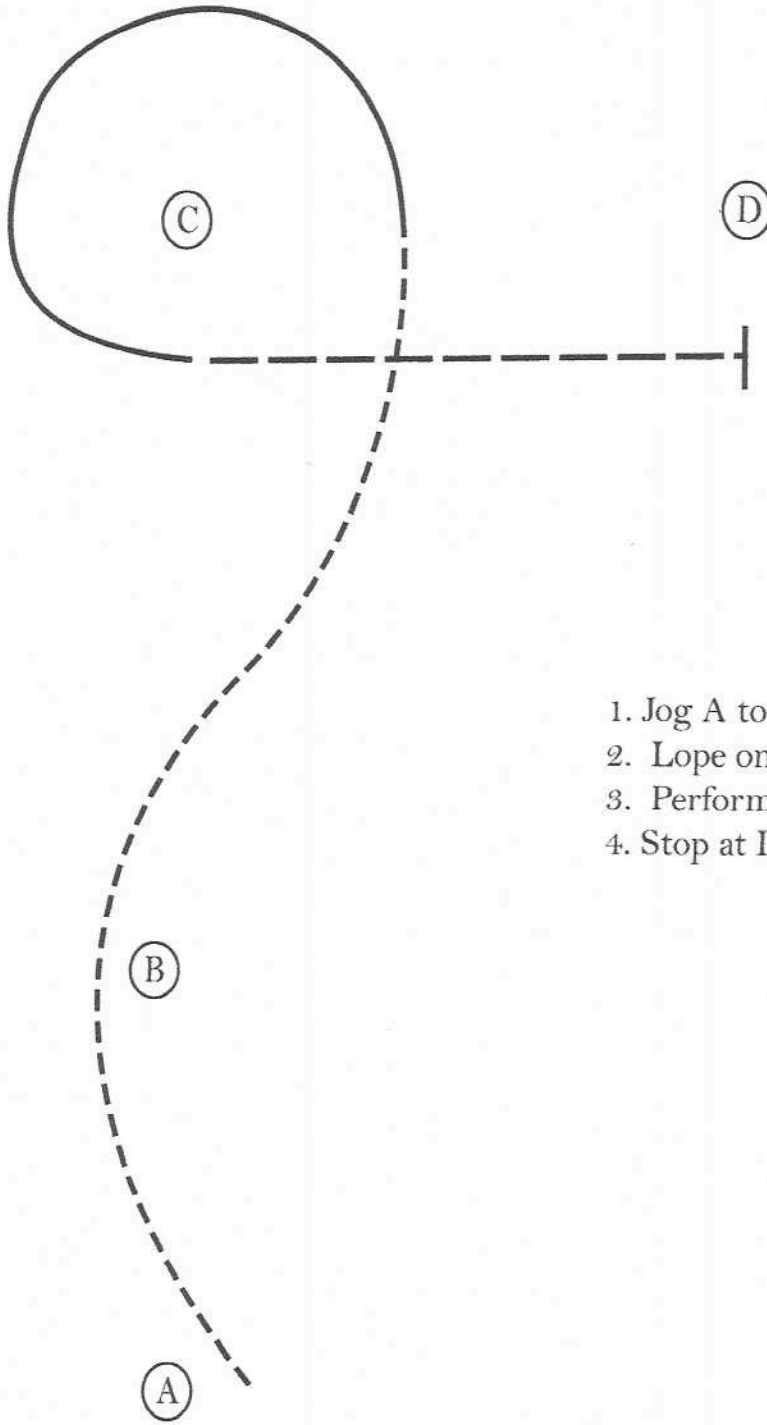
FTR Show #1 (Double Judge)

Green Equitation Class 12 (English riders will trot instead of jog)

Show Date: 06-01-2025

www.HorseShowPatterns.com

www.HorseShowPatterns.com



1. Jog A to C
2. Lope on the left lead around C
3. Perform an extended jog from C to D
4. Stop at D

Walk
Jog	-----
Extended Jog	-----
Lope	—————
Leg Yield	
Lead Change	↘
Back	←←←←←
Marker	⊙
Sidepass	←←←←←

[WH/1-4]

Pattern Provided by:

Franklin Trail Riders

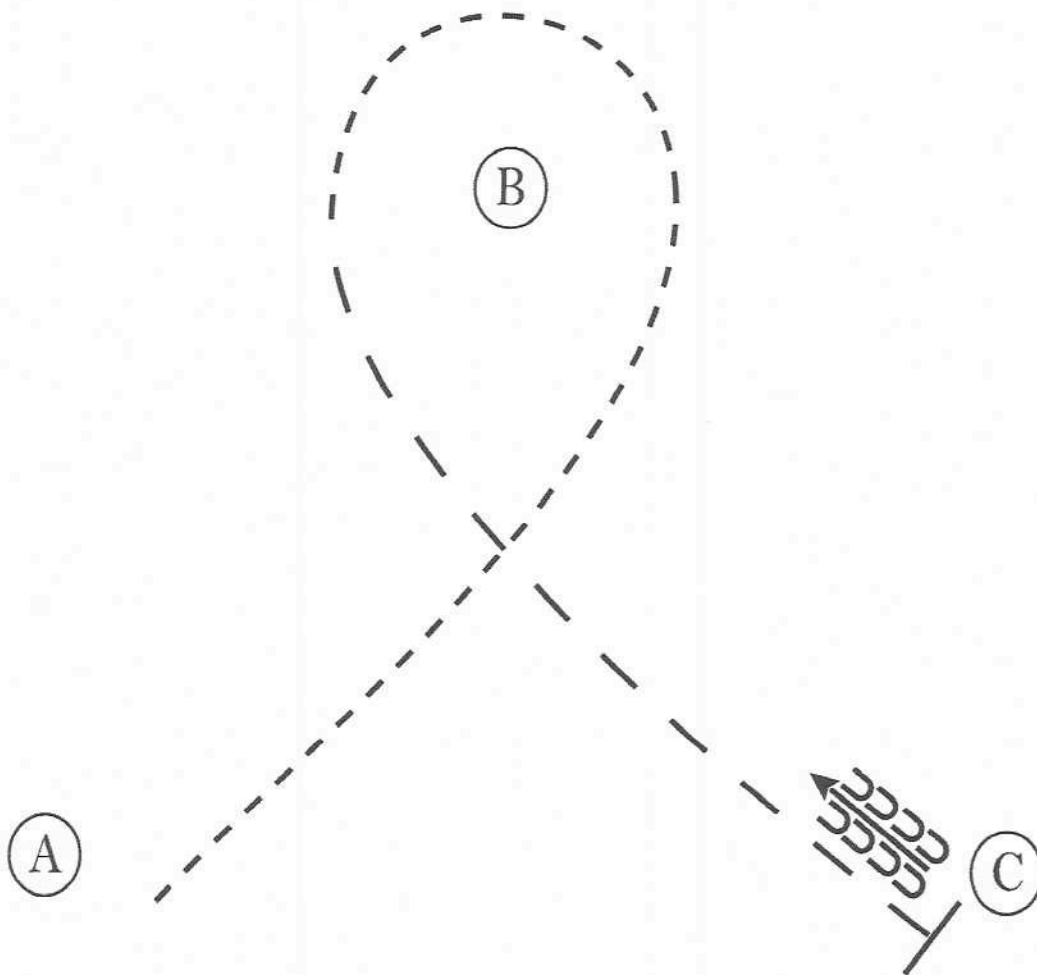
FTR Show #1 (Double Judge)

Leadline Equitation Class 14 (All riders will walk where jog is written)

Show Date: 06-01-2025

www.HorseShowPatterns.com

www.HorseShowPatterns.com



1. Jog A to B
2. Jog around B
3. Extend the jog at B to C.
4. At C stop and back 4 steps

Walk
Jog	-----
Extended Jog	-----
Lope	—————
Leg Yield	
Lead Change	↘
Back	←
Marker	⊙
Sidepass	←

[WH/WT-9]

Pattern Provided by:

Franklin Trail Riders

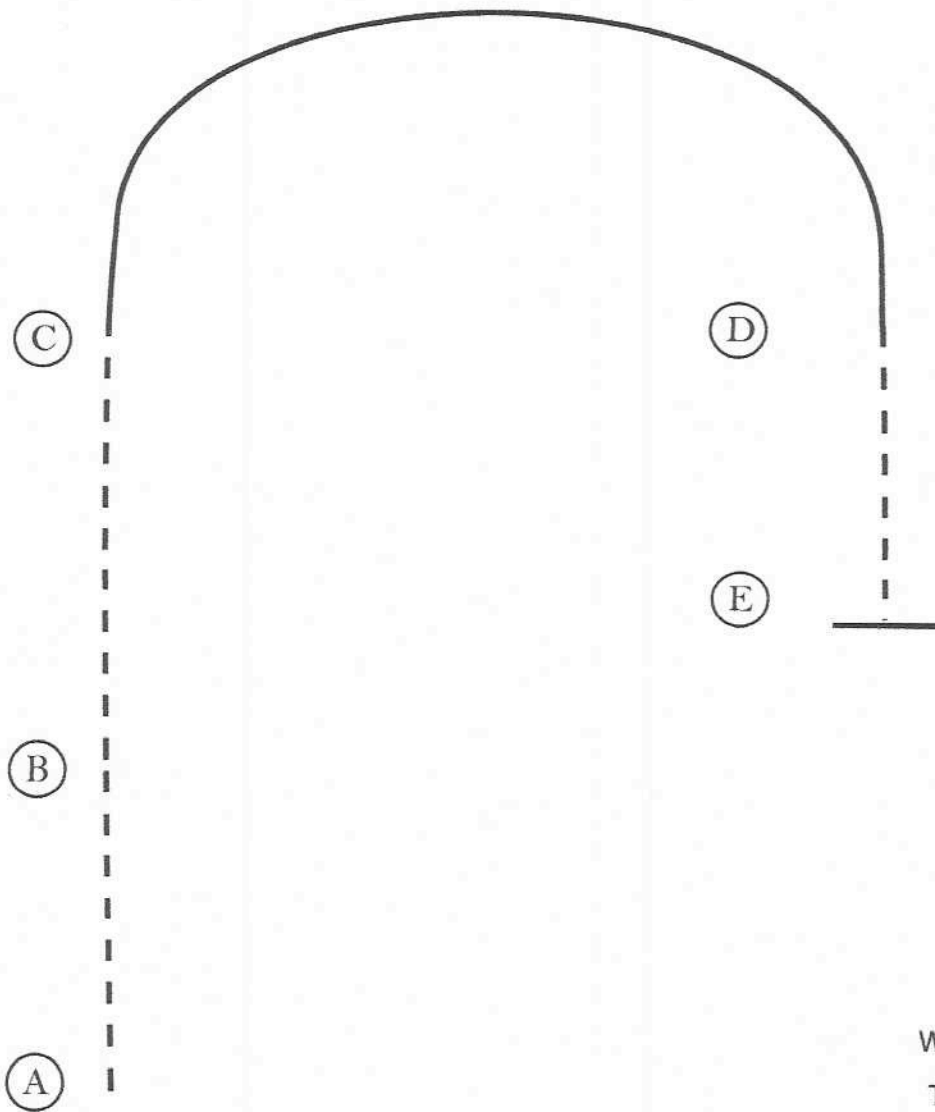
FTR Show #1 (Double Judge)

Equitation Class 32 & 34 (19 & Over and 14-16)

Show Date: 06-01-2025

www.horsheshowpatterns.com

www.horsheshowpatterns.com



1. Sitting trot A to B
2. At B posting trot to C on the left diagonal
3. At C canter on the right lead around to D
4. At D posting trot to E on the right diagonal
5. Stop at E

Walk
Trot	- - - - -
Extended Trot	- - - - -
Canter	—————
Leg Yield	
Lead Change	↘
Back	←←←←←
Marker	Ⓚ
Sidepass	←- - - ->

[HSE/1-14]

Pattern Provided by:
Franklin Trail Riders

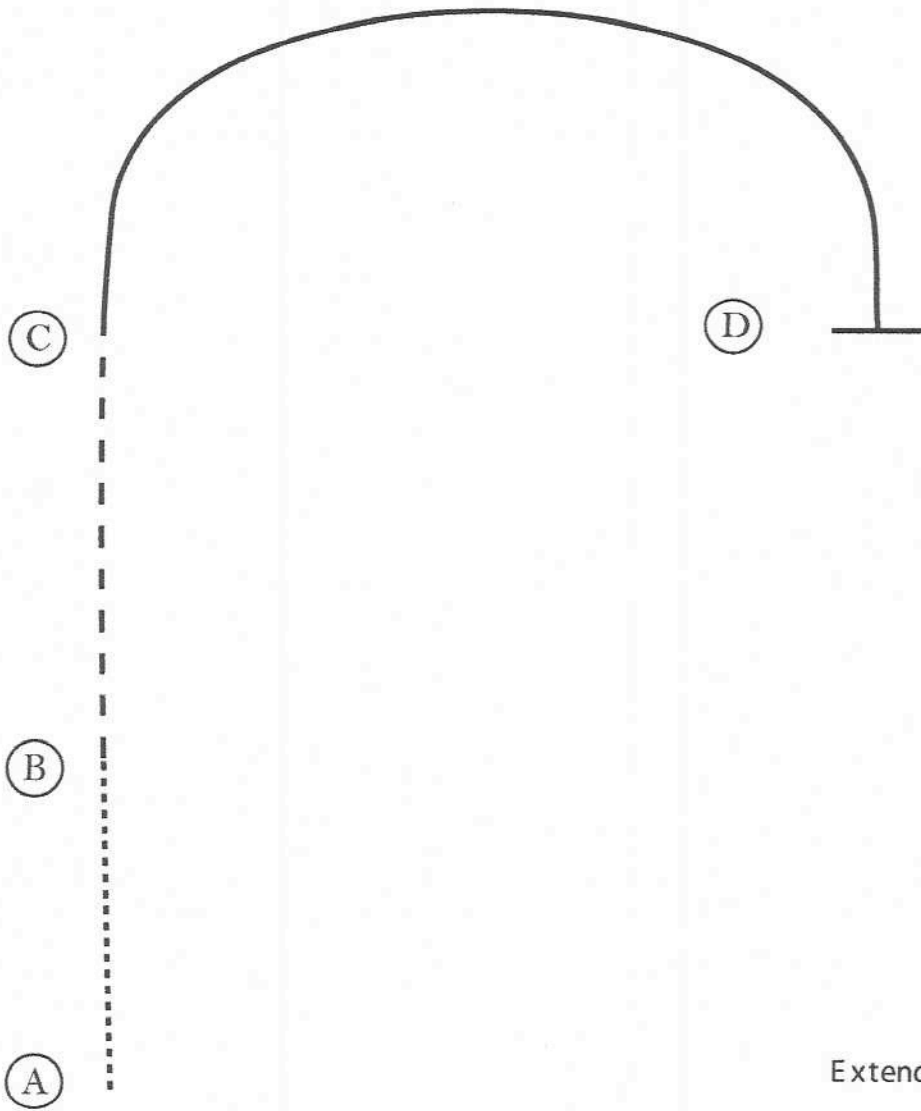
FTR Show #1 (Double Judge)

Equitation Class 31 & 33 (Pony & 13 & Under)

Show Date: 06-01-2025

W W W . H O R S E S H O W P A T T E R N S . C O M

W W W . H O R S E S H O W P A T T E R N S . C O M



1. Walk A to B
2. Posting trot B to C on the left diagonal
3. At C canter on the right lead around to D
4. Stop at D

Walk
Trot	- - - - -
Extended Trot	— — — — —
Canter	—————
Leg Yield	
Lead Change	↙ ↘
Back	←←←←←
Marker	⊙ (B)
Sidepass	← - - - - →

[HSE/1-12]

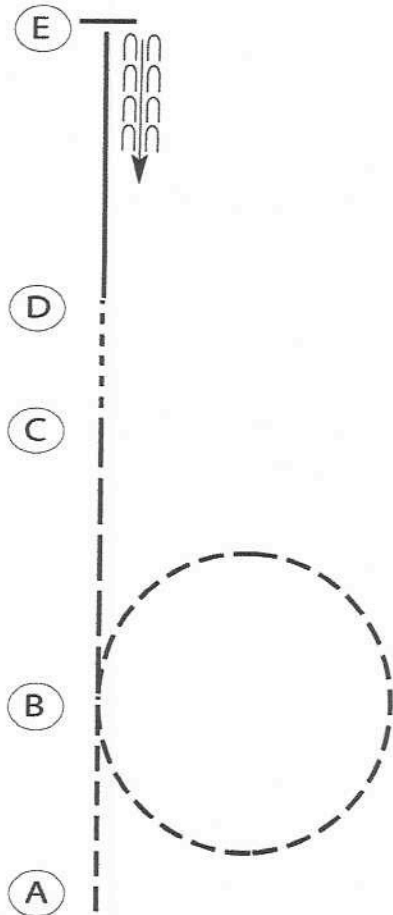
Pattern Provided by:

Franklin Trail Riders

FTR Show #1 (Double Judge)

Horsemanship Class 46 & 48 (Pony and 13 & Under)

Show Date: 06-01-2025



Be ready at A WITHOUT STIRRUPS

1. Jog from A to B.
2. Jog a circle to the right at B.
3. Extend the jog to C.
4. Walk from C to D and pick up your stirrups while walking.
5. Lope on the right lead to E.
6. Stop at E and back one horse length

Retire to the rail or line up at a jog.

Walk	-----
Jog	- - - - -
Extended Jog	- - - - -
Lope	—————
Leg Yield	
Lead Change	— / —
Back	← C C C C C
Marker	(B)
Sidepass	← - - - - - →

www.HorseShowPatterns.com

www.HorseShowPatterns.com

[WH/2-21]

Pattern Provided by:

Franklin Trail Riders

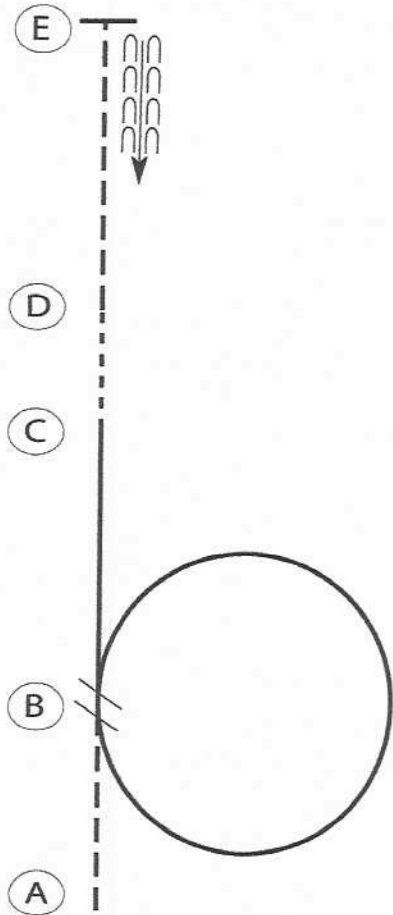
FTR Show #1 (Double Judge)

Horsemanship Class 47 & 49 (19 & Over and 14-18)

Show Date: 06-01-2025

www.HorseShowPatterns.com

www.HorseShowPatterns.com



Be ready at A.

1. Jog from A to B.
2. Lope a circle to the right on the right lead.
3. Change leads at B.
4. Lope on the left lead to C.
5. Walk from C to D.
6. Jog from D to E.
7. Stop at E and back one horse length.

Retire to the rail or line up at a jog.

Walk	-----
Jog	- - - - -
Extended Jog	— — — —
Lope	—————
Leg Yield	
Lead Change	— / —
Back	← C C C C C C C C
Marker	⊙ B
Sidepass	← - - - - →

[WH/2-22]

Pattern Provided by:
Franklin Trail Riders

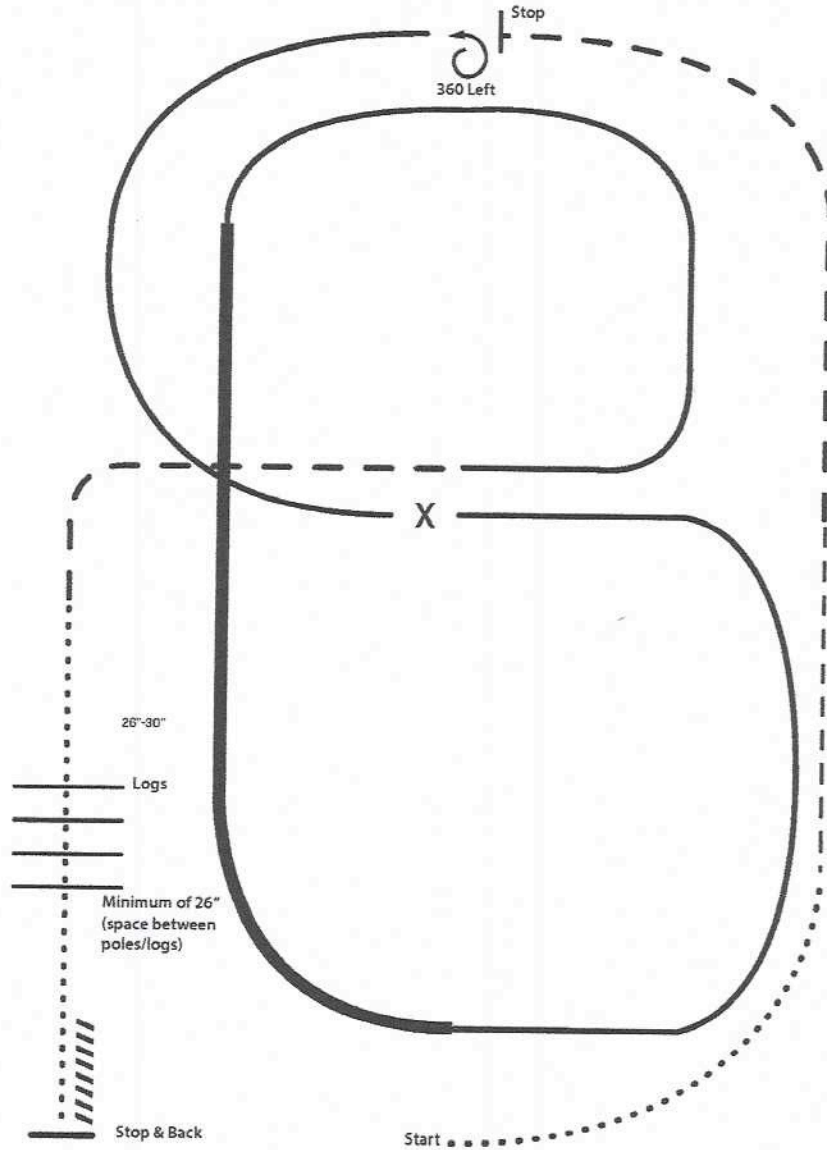
FTR Show #1 (Double Judge)

Ranch Pattern Class 52 & 53 (19 & Over and 18 & Under)

Show Date: 06-01-2025

www.HorseShowPatterns.com

www.HorseShowPatterns.com



- X Lead Change
- Walk
- - - Trot
- Ext Trot
- ▬ Lope
- ▬▬ Ext Lope
- ▨ Back

1. Walk
2. Trot
3. Extend the trot, at the top of the arena ,stop
4. 360 degree turn to the left
5. Left lead 1/2 circle, lope to the center
6. Change leads (simple or flying)
7. Right lead 1/2 circle
8. Extended lope up the long side of the arena (right lead)
9. Collect back to a lope around the top of the arena and back to center
10. Break down to an extended trot
11. Walk over logs
12. Stop and back

Pattern Provided by:

Franklin Trail Riders

[RR/AQHA-1]

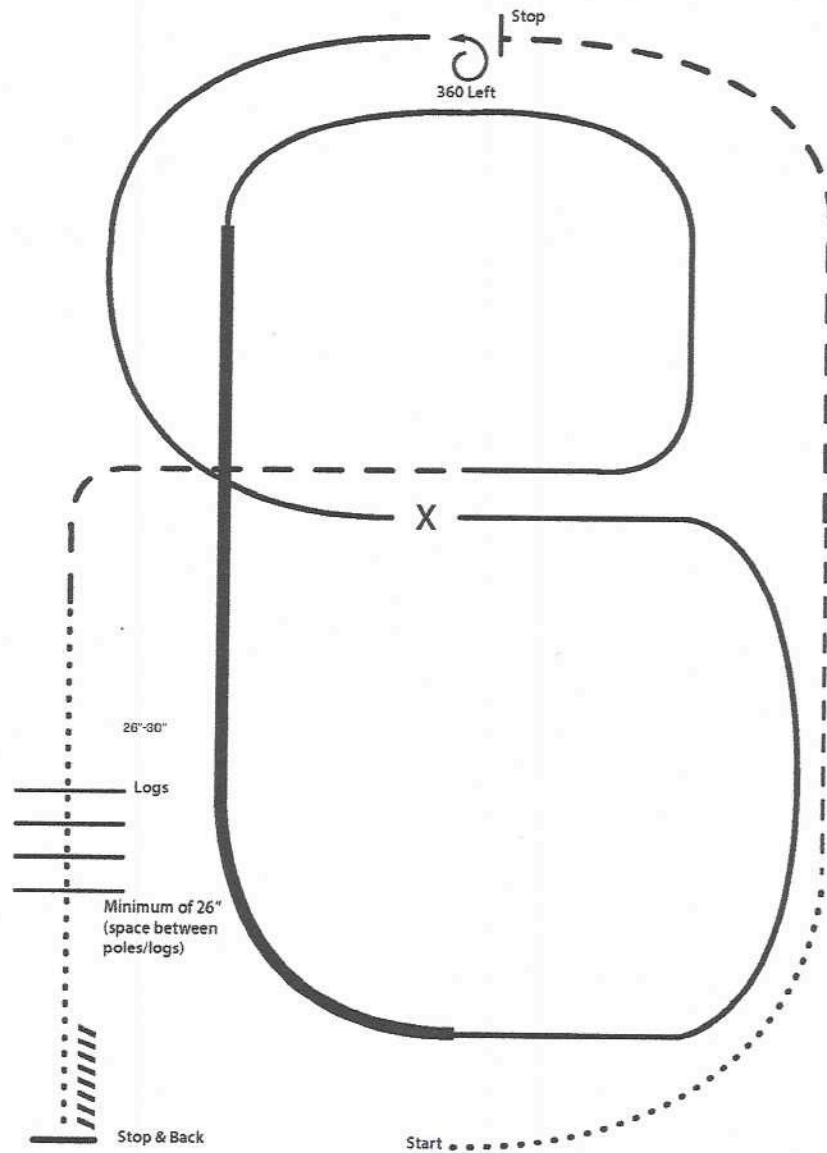
FTR Show #1 (Double Judge)

Ranch Pattern Class 53a (Riders extended jog where lope is written)

Show Date: 06-01-2025

www.HorseShowPatterns.com

www.HorseShowPatterns.com



- X Lead Change
- Walk
- - - Trot
- Ext Trot
- ==== Lope
- ==== Ext Lope
- //// Back

1. Walk
2. Trot
3. Extend the trot, at the top of the arena ,stop
4. 360 degree turn to the left
5. Left lead 1/2 circle, lope to the center
6. Change leads (simple or flying)
7. Right lead 1/2 circle
8. Extended lope up the long side of the arena (right lead)
9. Collect back to a lope around the top of the arena and back to center
10. Break down to an extended trot
11. Walk over logs
12. Stop and back

[RR/AQHA-1]

Pattern Provided by:
Franklin Trail Riders