

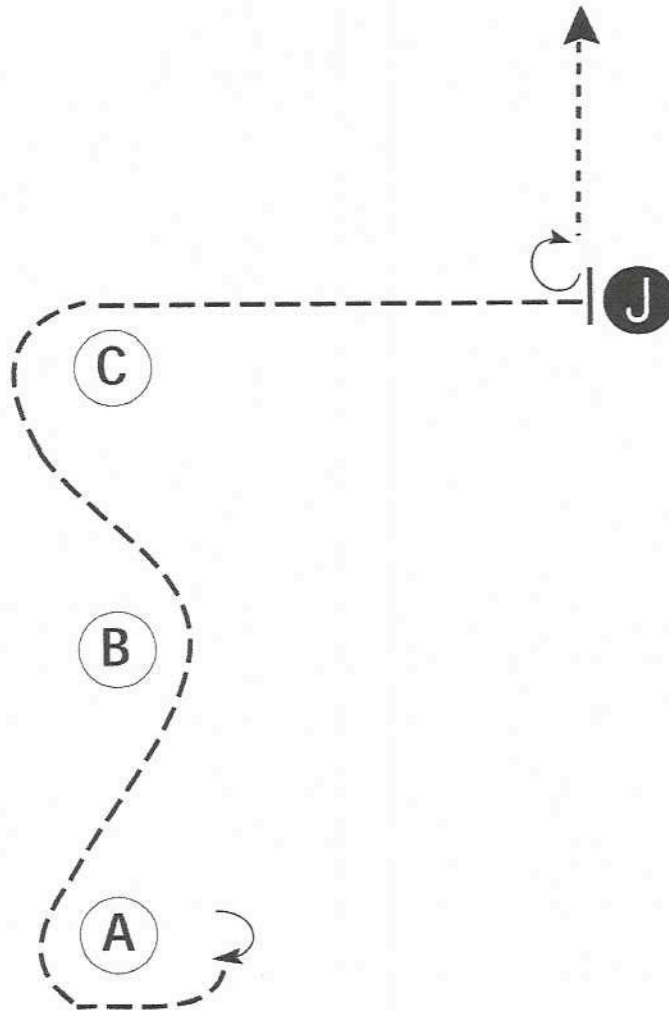
FTR Show #3 (Double Judge)

Showmanship Class 6 & 8 (19 & Over and 14-18)

Show Date: 07/27/2025

www.HorseShowPatterns.com

www.HorseShowPatterns.com



Be ready at A.

1. When acknowledged, perform a 180 degree turn.
2. Trot around A, around B, around C and straight to judge.
3. Stop and set up for inspection.
4. When dismissed, perform a 270 degree turn and walk away from judge.

Walk -----

Trot - - - - -

Back ←

Marker (B)

Judge (J)

Follow the directions of the ring steward.

[S/2-59]

Pattern Provided by:

Franklin Trail Riders

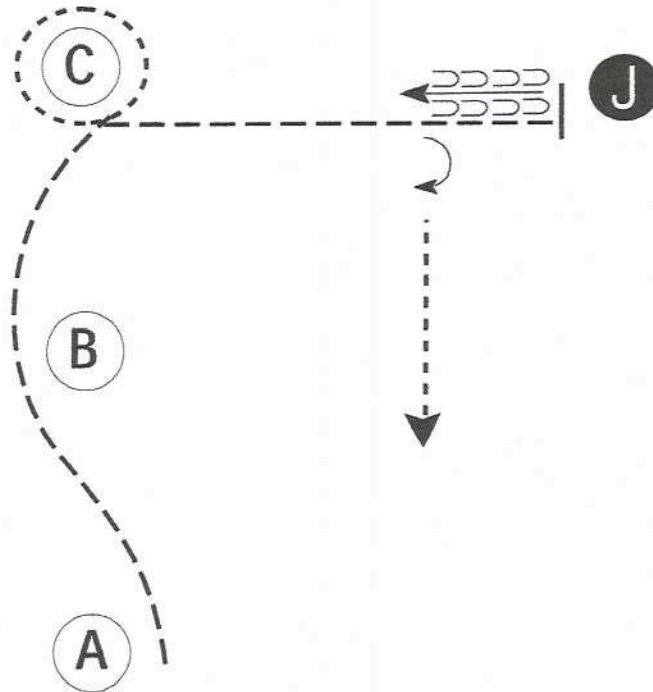
FTR Show #3 (Double Judge)

Showmanship Class 7 (13 & Under)

Show Date: 07/27/2025

W W W . H O R S E S H O W P A T T E R N S . C O M

W W W . H O R S E S H O W P A T T E R N S . C O M



Be ready at A.

1. When acknowledged, trot from A, around B and to C.
2. Walk a tight circle around C.
3. Trot to judge.
4. Stop and set up for inspection.
5. When dismissed, back approximately one horse length.
6. Perform a 90 degree turn and walk away from judge.

Follow the directions of your ring steward.

Walk	-----
Trot	- - - - -
Back	← ⊞ ⊞ ⊞ ⊞ ⊞
Marker	⊞ B
Judge	● J

[S/2-58]

Pattern Provided by:
Franklin Trail Riders

FTR Show #3 (Double Judge)

Showmanship Class 9 (10 & Under Walk Trot)

Show Date: 07/27/2025

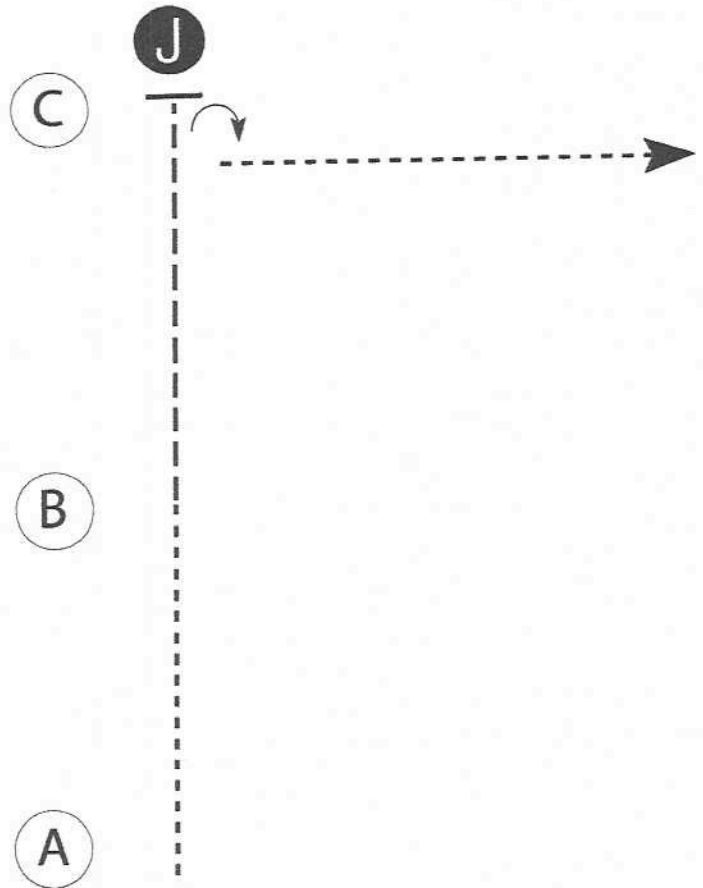
w w w . H o r s e S h o w P a t t e r n s . c o m

w w w . H o r s e S h o w P a t t e r n s . c o m

Be ready at A.

1. Walk to B.
2. Trot to C.
3. Stop and set up for inspection.
4. When dismissed, perform a 90 degree turn.
5. Walk straight away.

Follow the instructions of your ring steward.



Walk -----

Trot - - - - -

Back ←

Marker (B)

Judge (J)

[S/WT-44]

Pattern Provided by:

Franklin Trail Riders

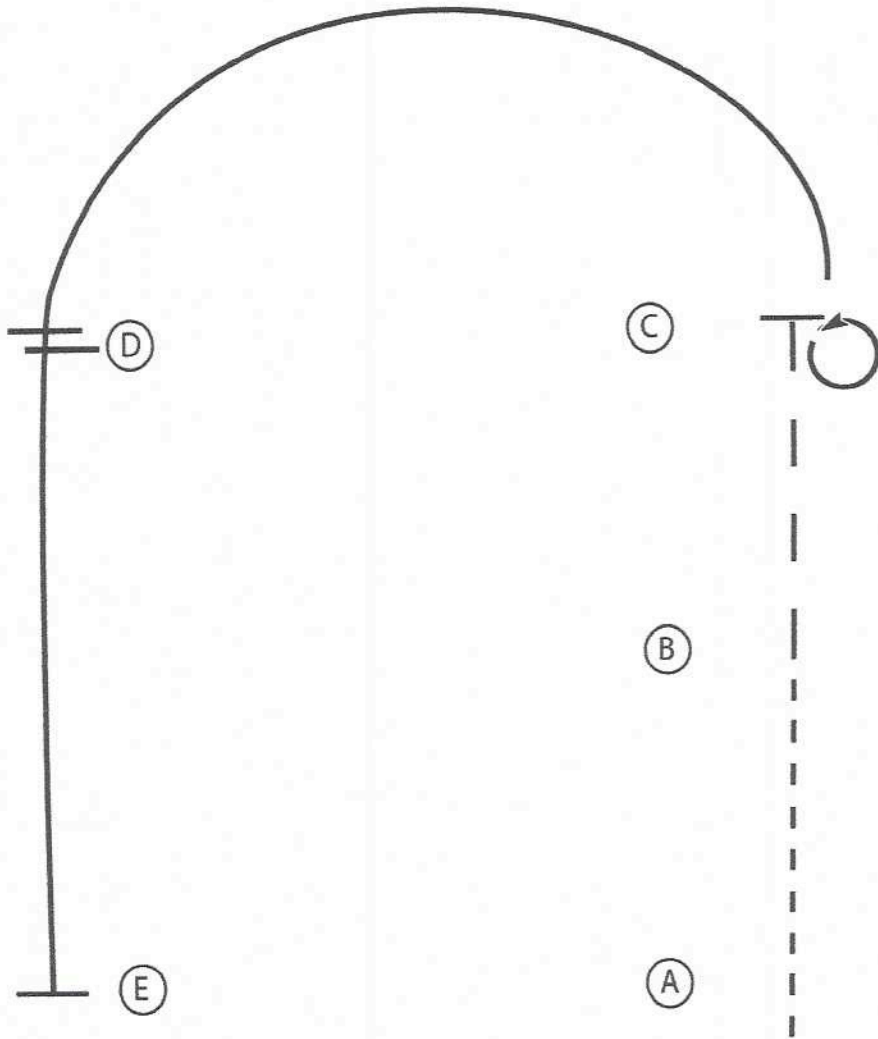
FTR Show #3 (Double Judge)

Green Equitation Class 12 (English riders will trot where jog is written)

Show Date: 07/27/2025

W W W . H O R S E S H O W P A T T E R N S . C O M

W W W . H O R S E S H O W P A T T E R N S . C O M



1. Jog A to B
2. At B extend the jog to C
3. At C stop and perform a 360 turn to the left on the hindquarters
4. Lope on the left lead in a half circle around C and D
5. At D perform a lead change and continue to E
6. Stop at E

Walk
Jog	-----
Extended Jog	-----
Lope	—————
Leg Yield	
Lead Change	↙
Back	←←←←
Marker	⊙
Sidepass	←←←←

[WH/2-12]

Pattern Provided by:

Franklin Trail Riders

FTR Show #3 (Double Judge)

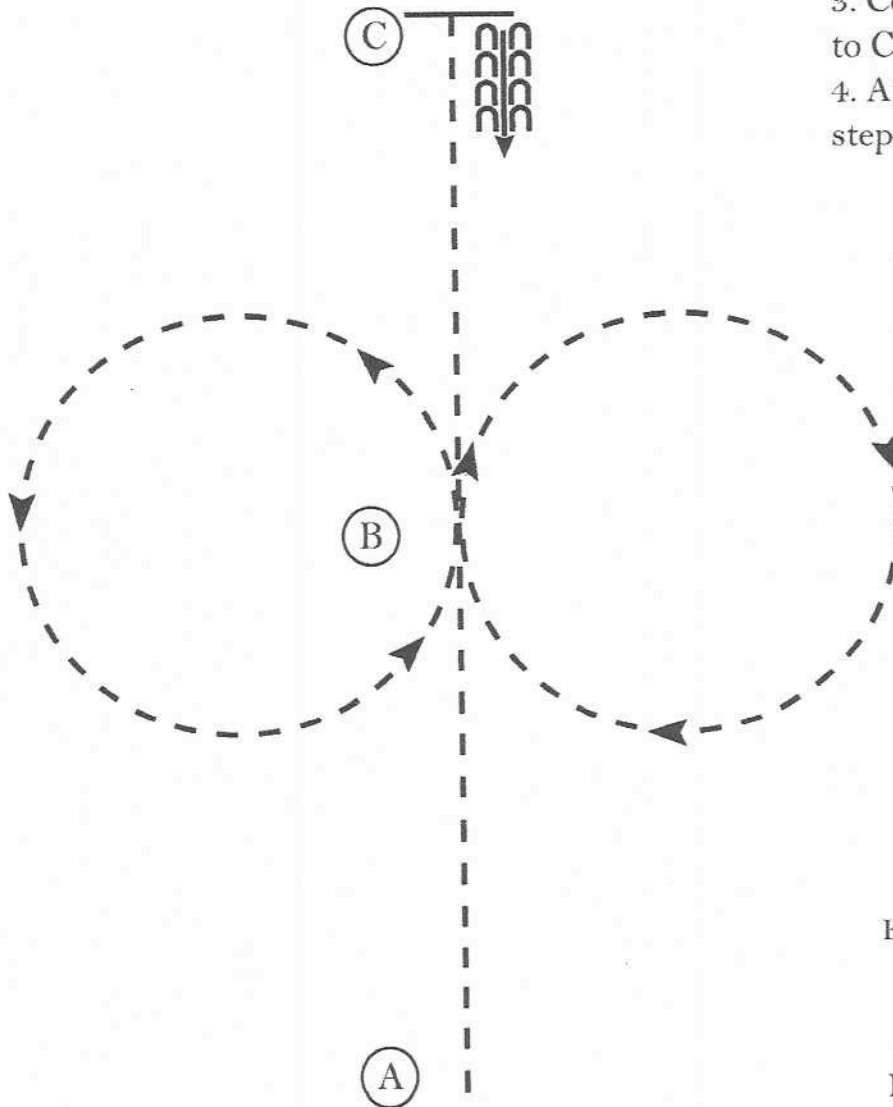
Leadline Equitation Class 14 (All riders will walk where jog is written)

Show Date: 07/27/2025

www.HorseShowPatterns.com

www.HorseShowPatterns.com

1. Jog A to B
2. At B perform a figure eight, beginning to the right
3. Continue the jog from B to C
4. At C stop and back 4 steps



Walk
Jog	- - - - -
Extended Jog	— — — — —
Lope	—————
Leg Yield	
Lead Change	— / —
Back	← [wavy lines]
Marker	(B)
Sidepass	← - - - - - →

[WH/WT-5]

Pattern Provided by:
Franklin Trail Riders

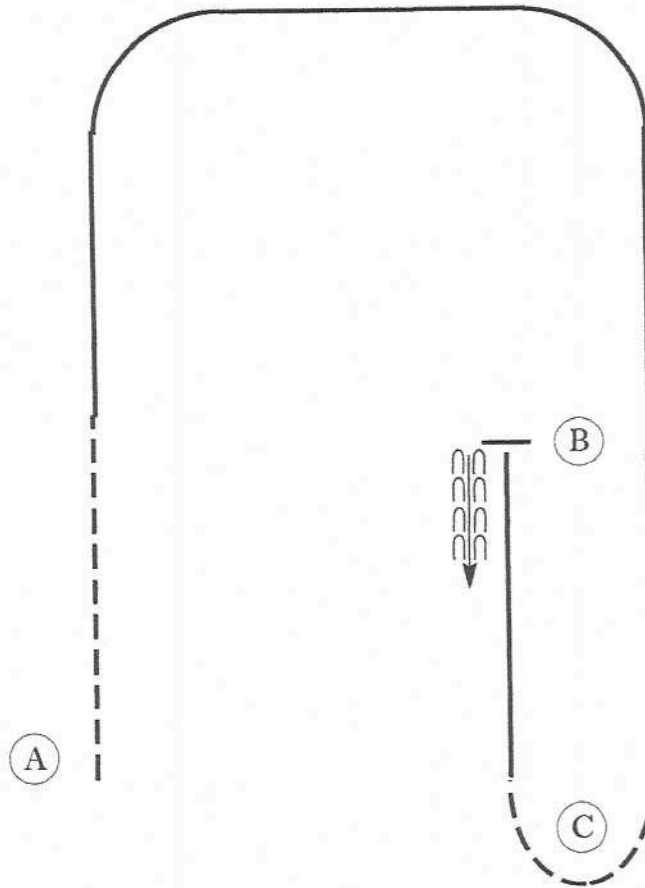
FTR Show #3 (Double Judge)

Equitation Class 31 & 33 (Pony and 13 & Under)

Show Date: 07/27/2025

www.HorseShowPatterns.com

www.HorseShowPatterns.com



Be ready at A.

1. Trot on the left diagonal.
2. Canter on the right lead to B.
3. Sitting trot to and around C.
4. Canter left lead to B.
5. Stop and back.

Walk	-----
Trot	- - - - -
Extended Trot	-----
Canter	-----
Leg Yield	
Lead Change	↘
Back	←←←←←
Marker	Ⓚ
Sidepass	←-----
Hand Gallop	-----

[HSE/1-107]

Pattern Provided by:

Franklin Trail Riders

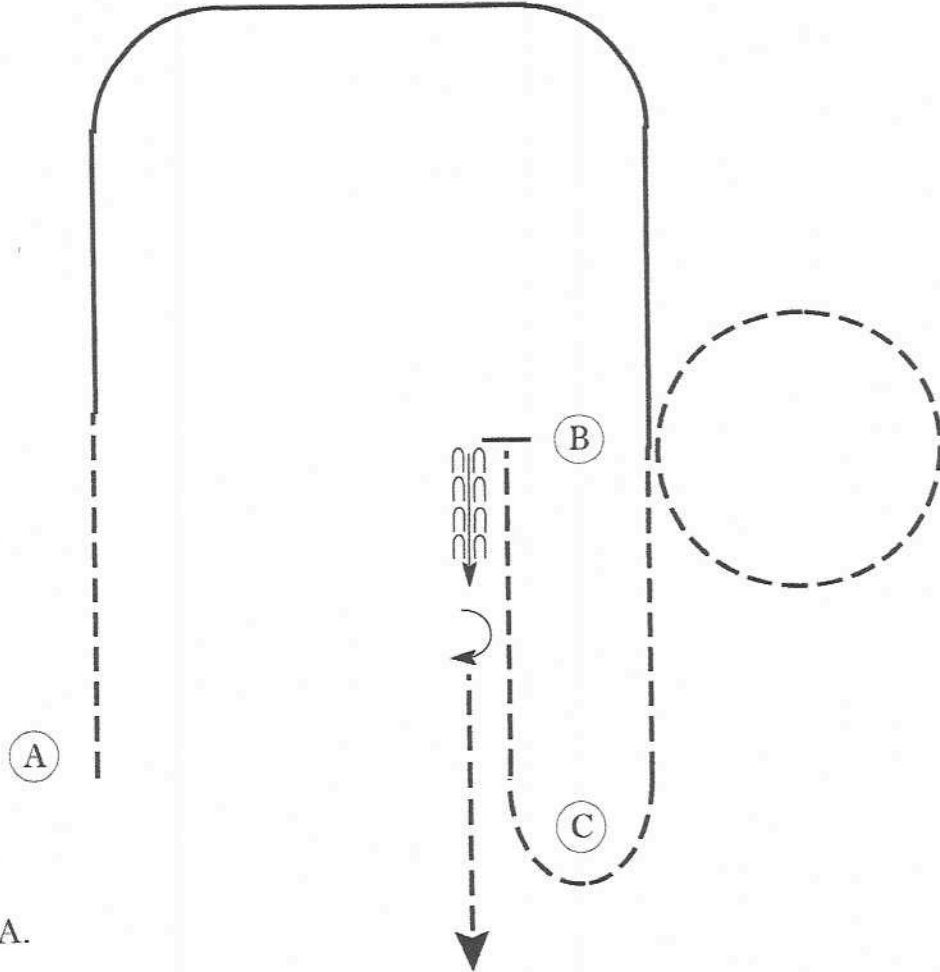
FTR Show #3 (Double Judge)

Equitation Class 32 & 34 (19 & Over and 14-18)

Show Date: 07/27/2025

www.HorseShowPatterns.com

www.HorseShowPatterns.com



Be ready at A.

1. Sitting trot until even with B.
2. Canter on the right lead to B.
3. Trot a circle to the left on the correct diagonal.
4. Change diagonals and trot to and around C.
5. Continue to trot to B.
6. Stop and back approximately one horse length.
7. Perform a 180 degree turn to the right on the hindquarters and trot to exit.

Walk	-----
Trot	- - - - -
Extended Trot	- - - - -
Canter	—————
Leg Yield	
Lead Change	— / —
Back	←←←←←
Marker	ⓑ
Sidepass	←←←←←
Hand Gallop	- - - - -

[HSE/1-79]

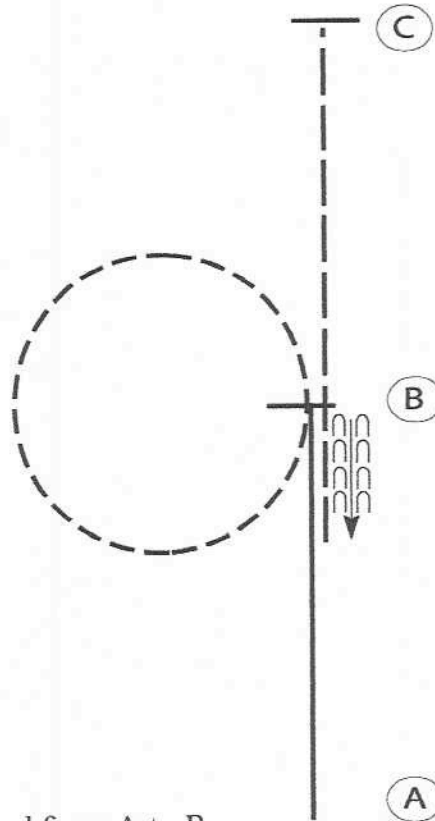
Pattern Provided by:

Franklin Trail Riders

FTR Show #3 (Double Judge)

Horsemanship Class 46 & 48 (Pony and 13 & Under)

Show Date: 07/27/2025



Be ready at A.

1. Lope on the right lead from A to B.
2. Break to a jog at B and jog a circle to the left.
3. Stop at B.
4. Back one horse length at B.
5. Extend the jog to C.
6. Stop at C.

Follow the instructions of your ring steward.

Walk	-----
Jog	- - - - -
Extended Jog	— — — — —
Lope	—————
Leg Yield	
Lead Change	— / —
Back	← C C C C C
Marker	Ⓚ
Sidepass	← — — — — →

www.HorseShowPatterns.com

www.HorseShowPatterns.com

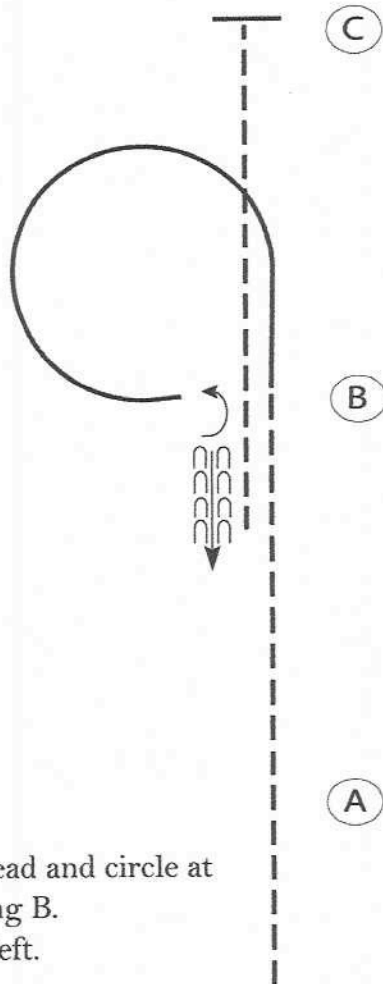
FTR Show #3 (Double Judge)

Horsemanship Class 47 & 49 (19 & Over and 14-18)

Show Date: 07/27/2025

www.HorseShowPatterns.com

www.HorseShowPatterns.com



Begin before A at a jog.

1. Jog from A to B.
2. At B, lope on the left lead and circle at B as shown. Stop facing B.
3. Turn 1/4 turn to the left.
4. Back one horse length.
5. Jog to C. Stop at C.

Follow the instructions of your ring steward.

Walk	-----
Jog	- - - - -
Extended Jog	— — — — —
Lope	—————
Leg Yield	
Lead Change	— / —
Back	← ← ← ← ←
Marker	(B)
Sidepass	← — — — — →

[WH/1-17]

Pattern Provided by:

Franklin Trail Riders

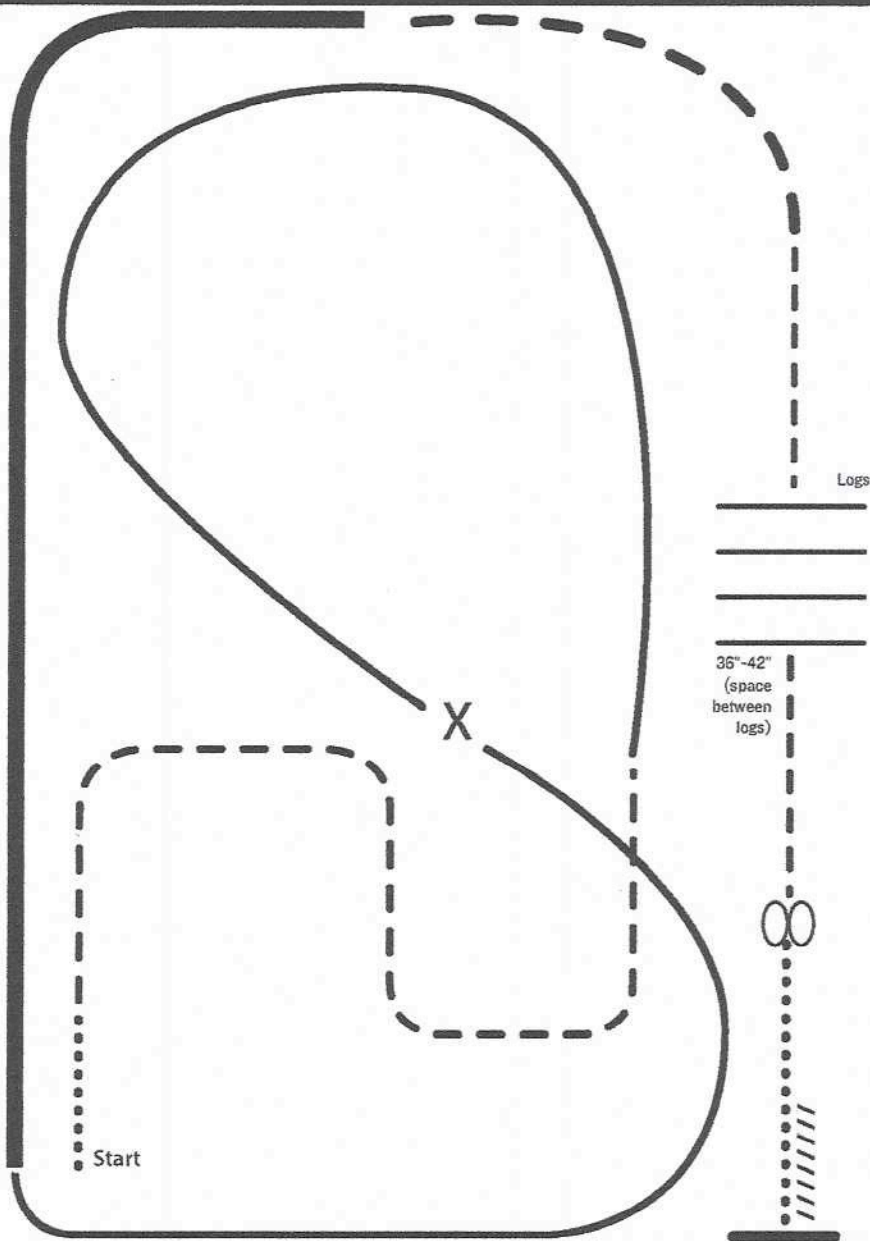
FTR Show #3 (Double Judge)

Ranch Pattern Class 52 & 53 (19 & Over and 18 & Under)

Show Date: 07/27/2025

www.HorseShowPatterns.com

www.HorseShowPatterns.com



- X Lead Change
- Walk
- - - - Trot
- - - - - Ext trot
- Lope
- Ext Lope
- /////// Back

1. Walk
2. Trot serpentine
3. Lope left lead around the end of the arena and then diagonally across the arena
4. Change leads (simple or flying) and
5. Lope on the right lead around end of the arena
6. Extend lope on the straight away and around corner to the center of the arena
7. Extend trot around corner of the arena
8. Collect to a trot
9. Trot over logs
10. Stop, do 360 degree turn each direction (either direction 1st) (L-R or R-L)
11. Walk, stop and back

[RR/AQHA-3]

Pattern Provided by:

Franklin Trail Riders

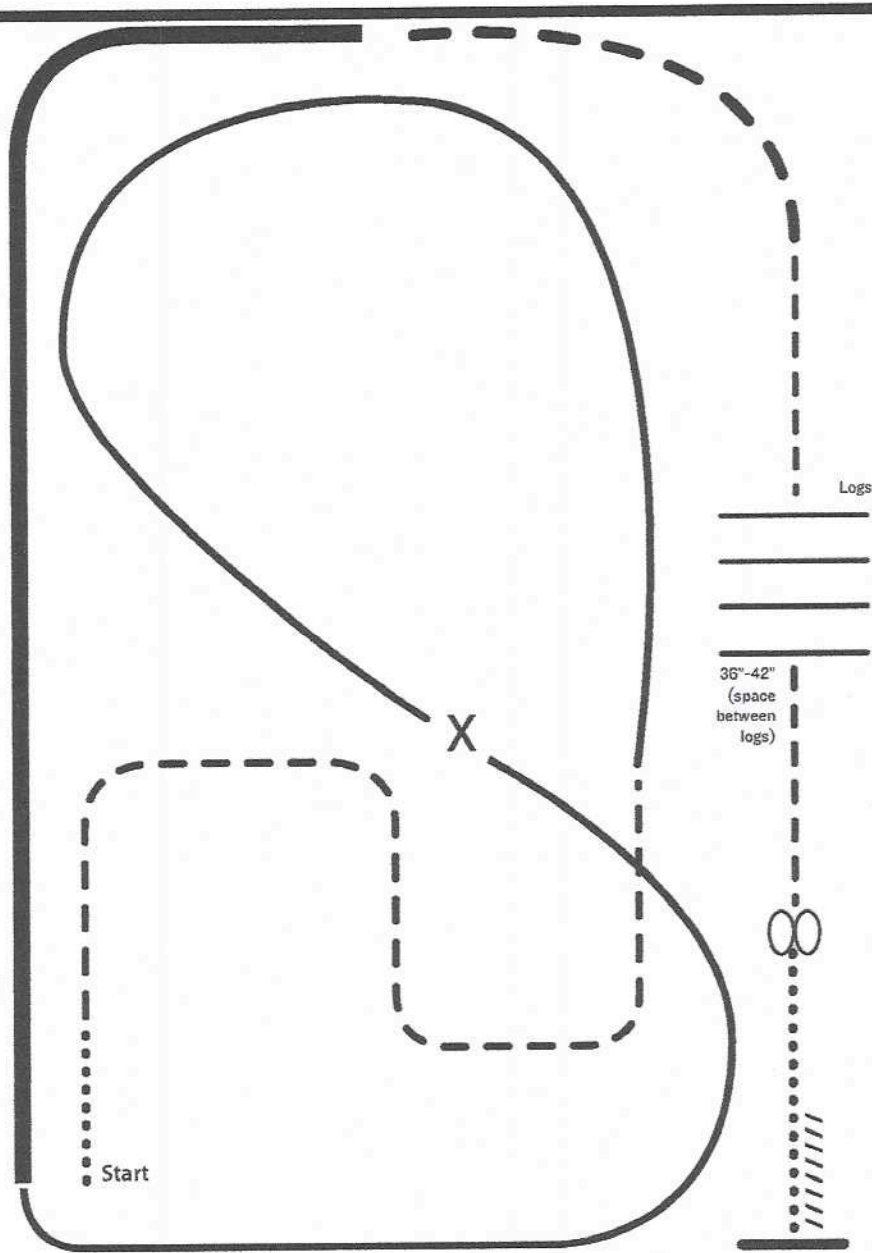
FTR Show #3 (Double Judge)

Ranch Pattern Class 53a (Riders extended jog where lope is written)

Show Date: 07/27/2025

W W W . H o r s e S h o w P a t t e r n s . c o m

W W W . H o r s e S h o w P a t t e r n s . c o m



- X Lead Change
- Walk
- - - Trot
- — — Ext trot
- — — Lope
- — — Ext Lope
- ////// Back

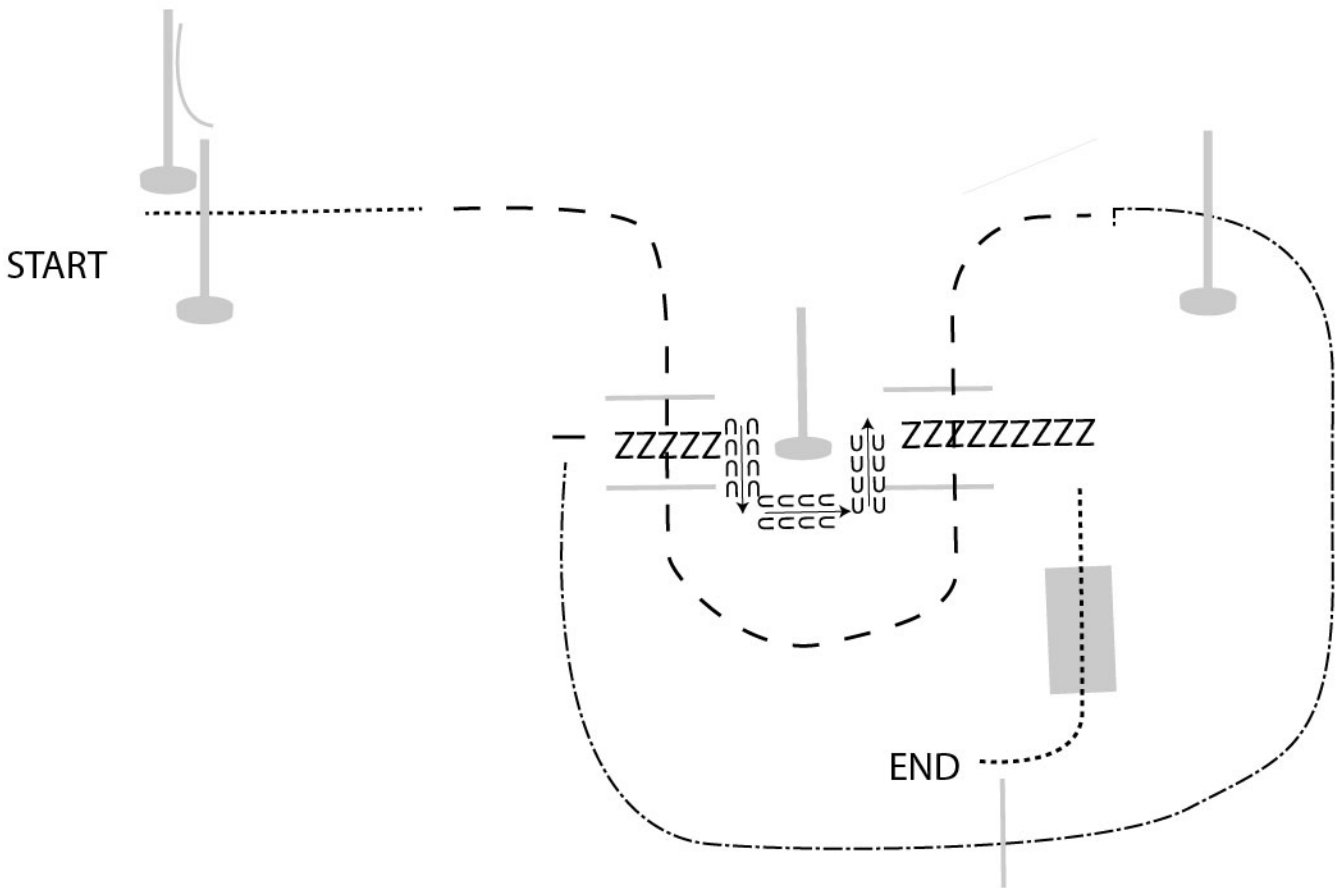
1. Walk
2. Trot serpentine
3. Lope left lead around the end of the arena and then diagonally across the arena
4. Change leads (simple or flying) and
5. Lope on the right lead around end of the arena
6. Extend lope on the straight away and around corner to the center of the arena
7. Extend trot around corner of the arena
8. Collect to a trot
9. Trot over logs
10. Stop, do 360 degree turn each direction (either direction 1st) (L-R or R-L)
11. Walk, stop and back

[RR/AQHA-3]

Pattern Provided by:

Franklin Trail Riders

11 & Over Walk Trot Trail



KEY

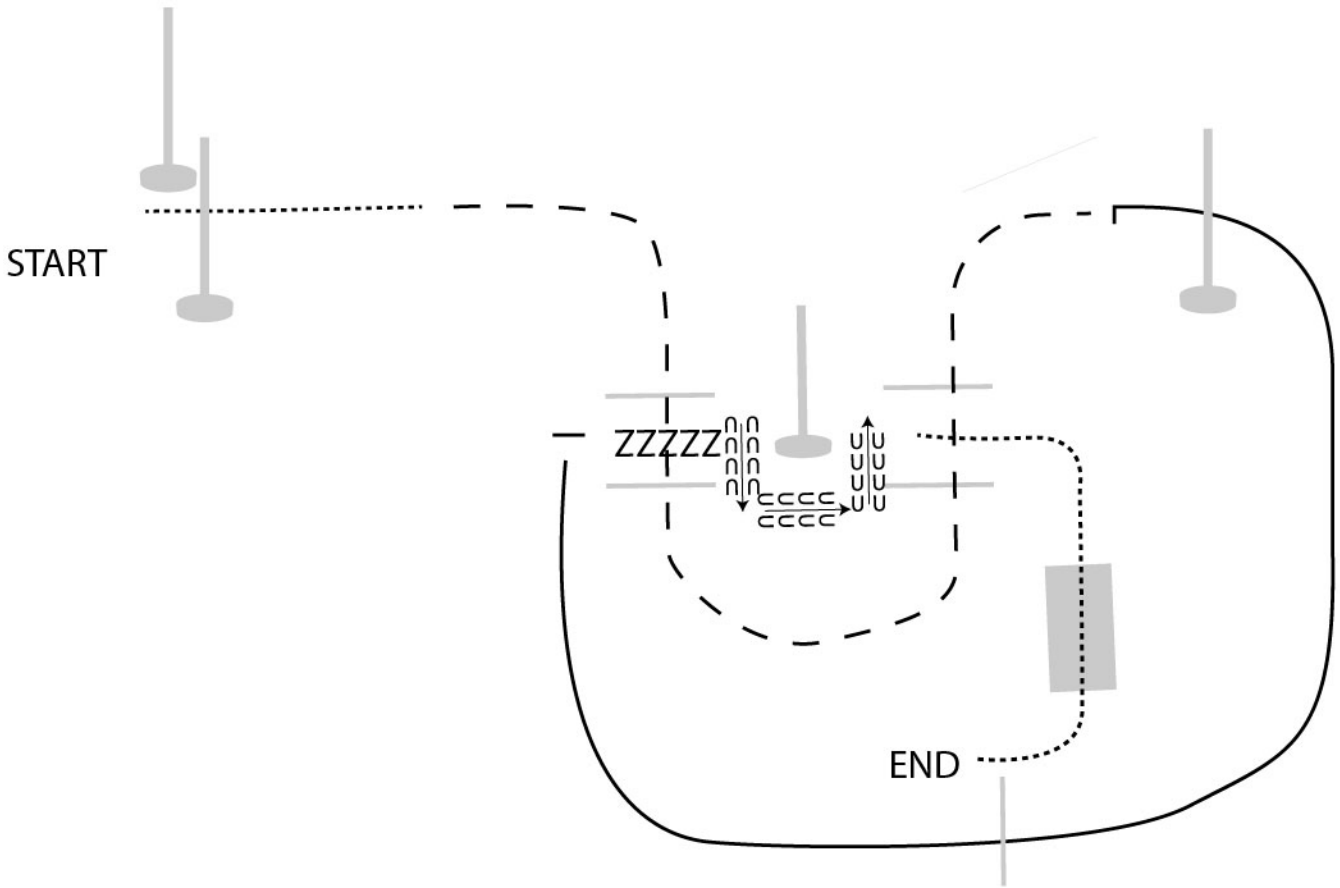
INSTRUCTIONS

- Walk
- - - - Jog
- Extended Jog
- ZZZZZ Side pass
- CCCCC → Back

1. Work gate either hand
2. Jog over poles
3. Lope right lead around cone/pole and over ground pole. Halt.
4. Side pass right inbetween poles
5. Back around cone/pole
6. Side pass left
7. Walk over bridge.

Franklin Trail Riders
July 27th, 2025

Green Trail



KEY

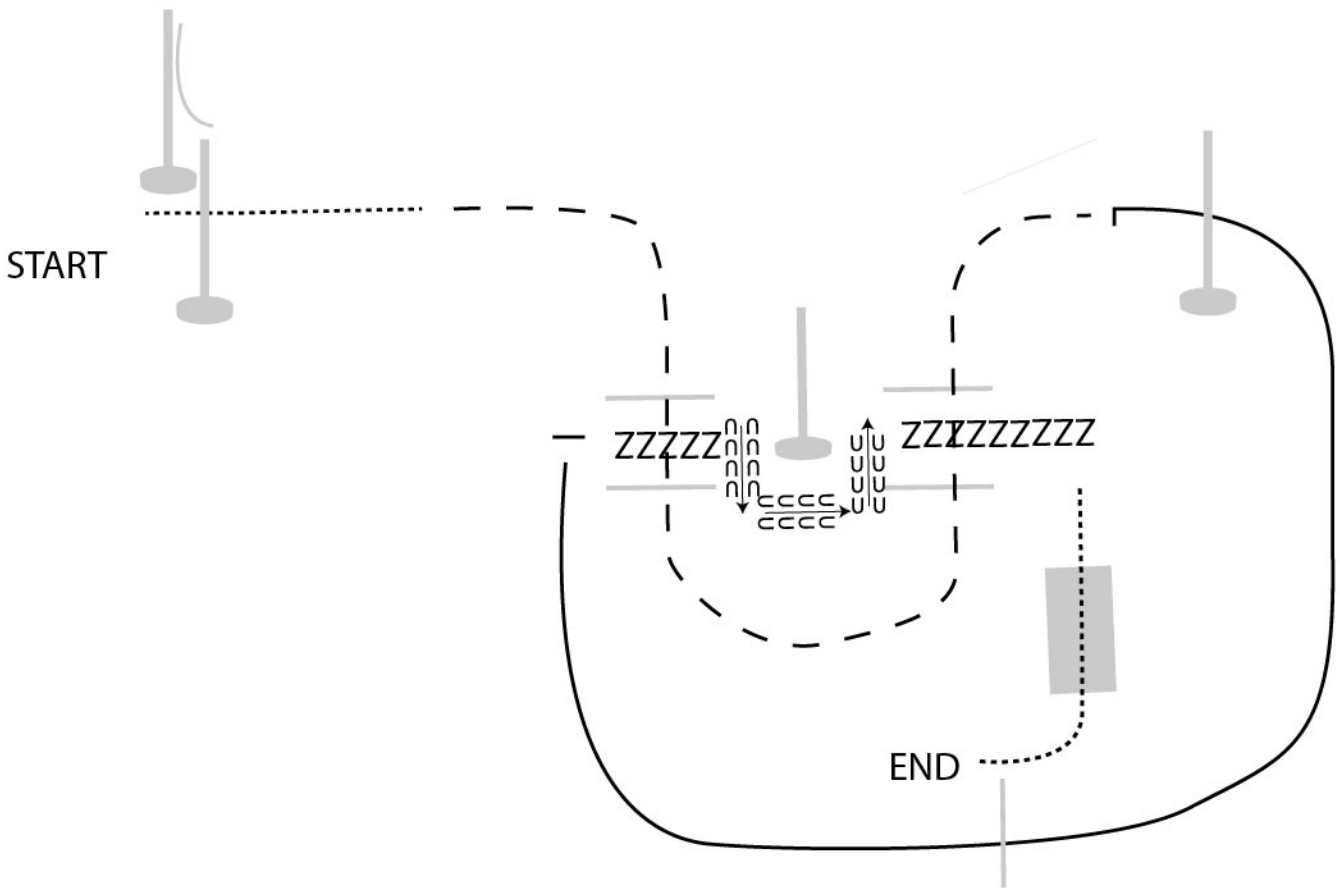
INSTRUCTIONS

.....	Walk
- - - -	Jog
————	Lope
ZZZZZ	Side pass
CCCC→	Back

1. Walk through open gate
2. Jog over poles
3. Lope right lead around cone/pole and over ground pole. Halt.
4. Side pass right inbetween poles
5. Back around cone/pole
6. Walk through chute
7. Walk over bridge.

Franklin Trail Riders
July 27th, 2025

Horse Trail 19 & Over, 18 & Under, Pony Trail



KEY

INSTRUCTIONS

- Walk
- - - - Jog
- Lope
- ZZZZZ Side pass
- CCCC→ Back

1. Work gate either hand
2. Jog over poles
3. Lope right lead around cone/pole and over ground pole. Halt.
4. Side pass right inbetween poles
5. Back around cone/pole
6. Side pass left
7. Walk over bridge.

Franklin Trail Riders
July 27th, 2025